



CHASHMA SUGAR MILLS LIMITED

Corporate Briefing Session 2021

Presenters: Mr. Rizwan Ullah Khan, CFO

Mr. M. Atif Aman, DGM (F&A)

بِسْمِ اللَّهِ الرَّحْمَنِ الرَّحِيمِ

TABLE OF CONTENTS

1. Introduction (Group & Company)
2. Five Years Performance (Financial & Operational)
3. Financial Results (2021 vs 2020)
4. Current Status (Operational & Financial Performance) Three Months ended Dec 2021
5. Future Outlook

01

INTRODUCTION

(Group and Company)



INTRODUCTION OF THE GROUP

- ❖ The sponsors of the Premier Group of Companies (“The Group”) have been in commerce and industry since 1950 (experience of 70 years).
- ❖ The Group is involved in the production of white crystalline Sugar, Ethanol, high grade polypropylene products, Grain Storage Facilities, Flour, Housing Project, bulk chemical management at Karachi terminal and interests in real-estate.
- ❖ The Group is also promoting agriculture sector in the field of variety sugar cane cultivation.
- ❖ Major Group companies include:
 - ❖ Premier Sugar Mills & Distillery Company Limited (listed company)
 - ❖ Chashma Sugar Mills Limited
 - ❖ Ultimate Whole Foods (Pvt.) Limited
 - ❖ Whole Foods (Pvt.) Limited
 - ❖ Syntron Limited
 - ❖ Syntronics Limited
 - ❖ Azlak Enterprises (Private) Limited

CHASHMA SUGAR MILLS LIMITED

- Chashma Sugar Mills Limited (“the Company”) was incorporated in Pakistan on May 5, 1988.
- The company is principally engaged in manufacturing, production and sale of sugar, other allied compound/products.
- **“Corporate Structure”** of the Company is as follows:
 - The Premier Sugar Mills & Distillery Company Limited - **Parent Company**
 - Whole Foods (Pvt.) Limited - **100% Owned Subsidiary**
 - Ultimate Whole Foods (Pvt.) Limited – **Subsidiary with 51% Shareholding**

PRODUCTION UNITS

- ❖ The Company has two Sugar Production Units and one Ethanol Production unit.
 - Unit – 1 is situated at University Road, D.I.Khan, KPK
 - Unit – 2 is situated at Ramak, D.I.Khan, KPK
 - Ethanol Unit is situated at Ramak, D.I.Khan, KPK



Chashma Unit – 1

Crushing Capacity: 12,000 MT/day



Chashma Unit – 2

Crushing Capacity: 6,000 MT/day



Chashma Unit – Ethanol

Production Capacity: 125,000 liters/day



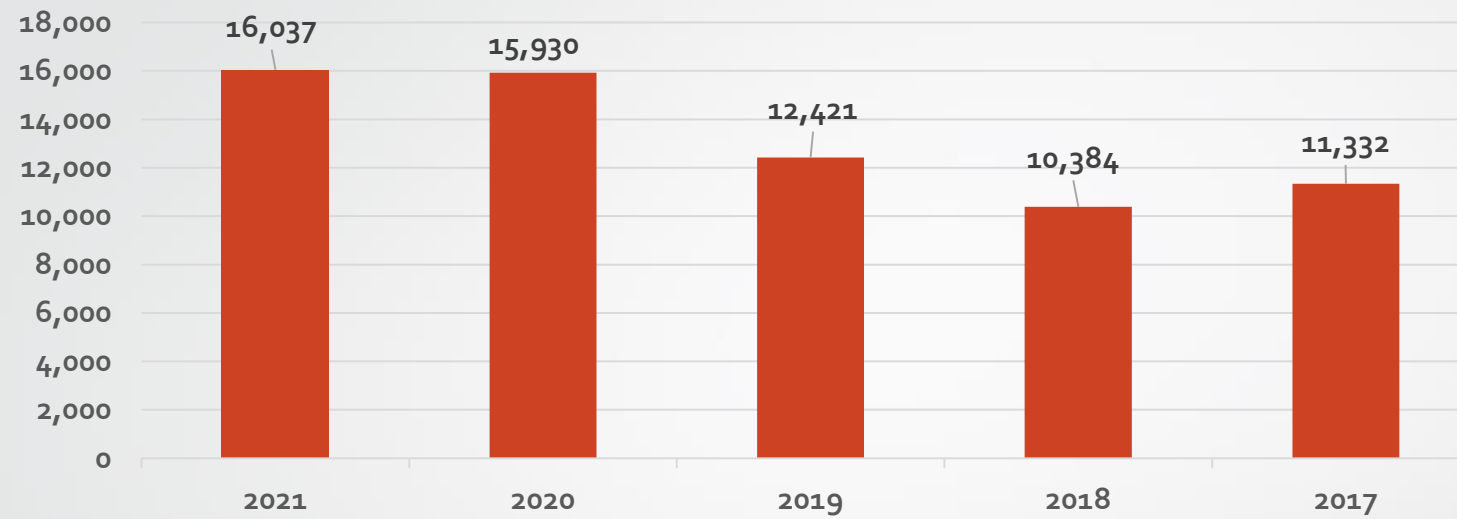
02

FIVE YEARS PERFORMANCE

(Financial & Operational)

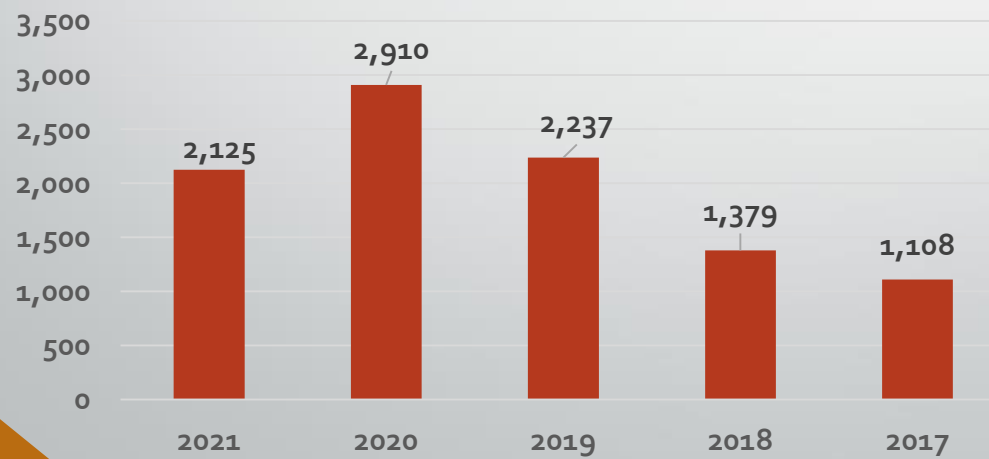
Sales - net

(Rupees in Million)



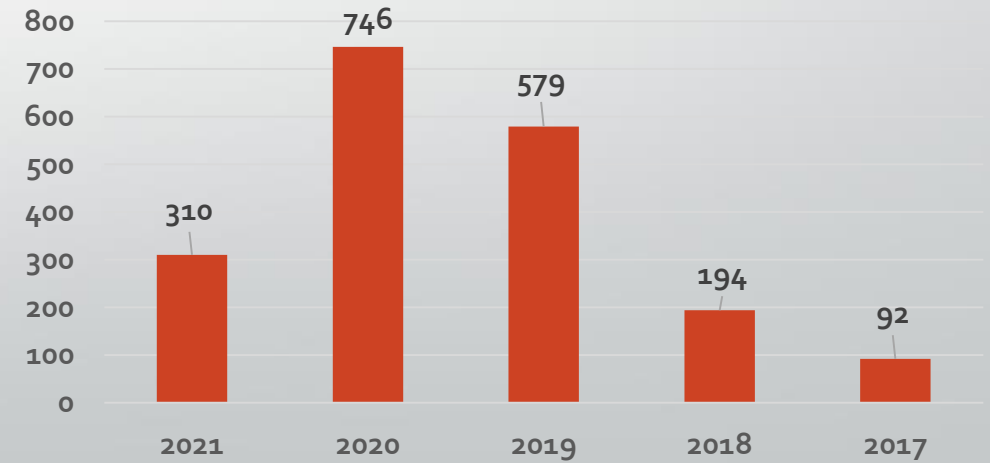
Gross Profit

(Rupees in Million)



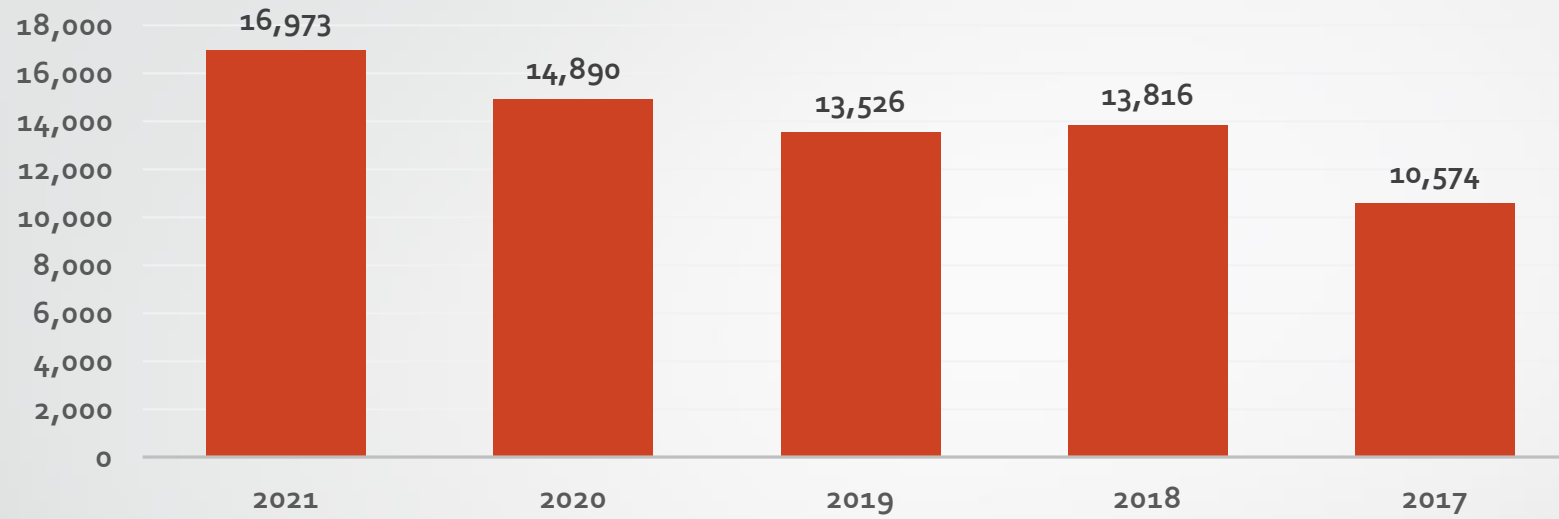
Net Profit (PAT)

(Rupees in Million)



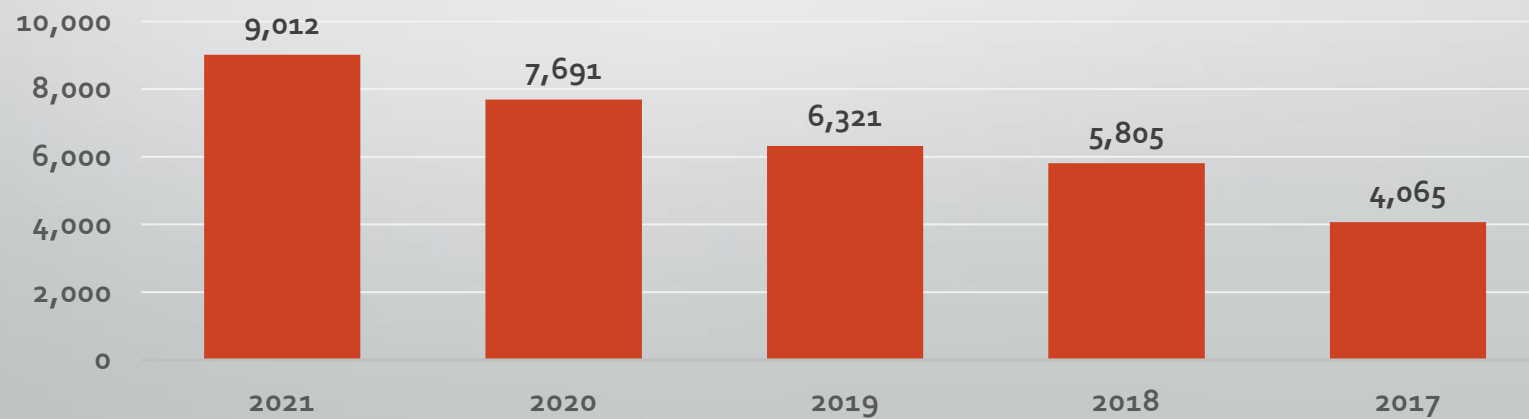
Total Assets

(Rupees in Million)

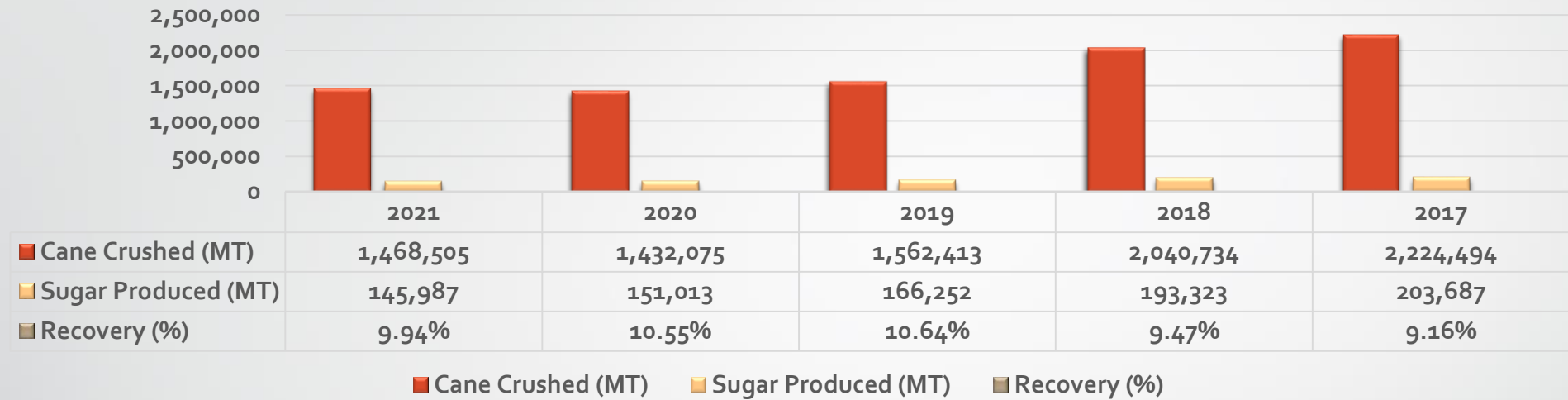


Shareholder's Equity

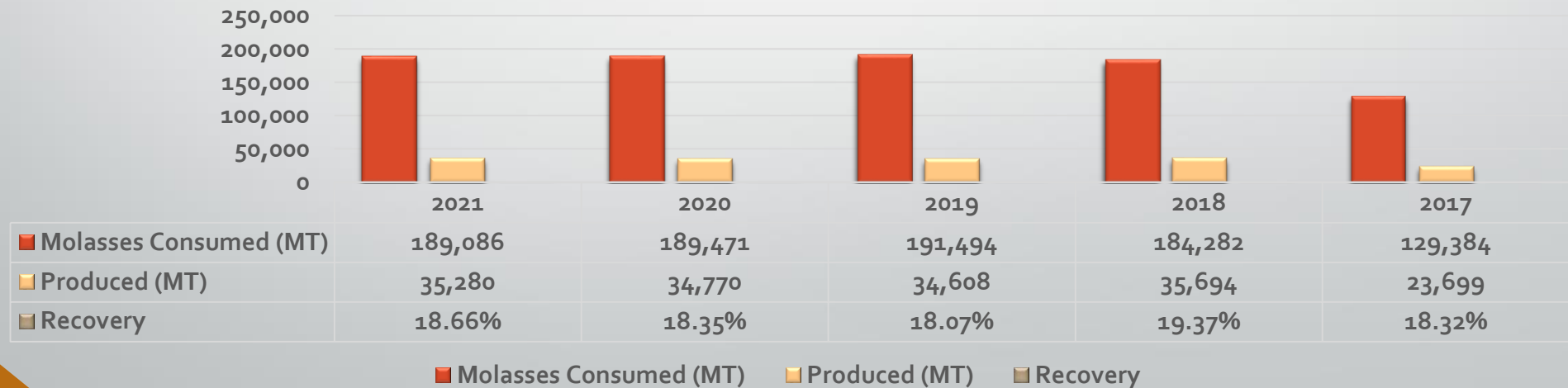
(Rupees in Million)



Production of Sugar



Production of Ethanol





03

Financial Results

(2021 VS 2020)

PROFIT & LOSS HIGHLIGHTS – Unconsolidated

	2021 Rs. in 'ooo'	2020 Rs. in 'ooo'	Difference %age
Sales - net	16,037,086	15,929,690	1%
Gross profit	2,124,762	2,910,431	-27%
Operating profit	993,685	1,646,572	-40%
Profit before taxation	337,348	742,671	-55%
Profit after taxation	310,381	746,115	-58%
<u>Profit Distribution</u>			
Dividend to shareholders	143,460	143,460	0%
Profit retained for future growth	166,921	602,655	-72%
Total	310,381	746,115	
Earnings per share - basic and diluted (Rs.)	10.82	26.00	-58%

FINANCIAL POSITION HIGHLIGHTS – Unconsolidated

	2021 Rs. in 'ooo'	2020 Rs. in 'ooo'	Difference %age
Property, plant and equipment	11,833,225	9,892,348	20%
Stores and spares	522,564	502,275	4%
Stock-in-trade	1,354,545	1,241,999	9%
Trade debts	533,462	143,049	273%
Other assets	2,729,652	3,110,289	-12%
Total Assets	16,973,448	14,889,960	
Shareholders' equity	9,011,835	7,690,524	17%
Long term finances – secured	2,517,003	2,112,012	19%
Trade and other payables	950,266	942,856	1%
Short term running finance	2,466,100	2,419,737	2%
Other liabilities	2,028,244	1,724,831	18%
Total Equity and Liabilities	16,973,448	14,889,960	

PROFIT & LOSS HIGHLIGHTS – Consolidated

	2021 Rs. in 'ooo'	2020 Rs. in 'ooo'	Difference %age
Sales - net	16,037,086	15,929,690	1%
Gross profit	2,124,762	2,910,431	-27%
Operating profit	920,270	1,635,179	-44%
Profit before taxation	237,427	731,259	-68%
Profit after taxation	185,795	734,703	-75%
<u>Profit Distribution</u>			
Dividend to shareholders	143,460	143,460	0%
Profit retained for future growth	42,335	591,243	-93%
Total	185,795	734,703	
Earnings per share - basic and diluted (Rs.)	6.52	25.61	-75%

FINANCIAL POSITION HIGHLIGHTS – Consolidated

	2021 Rs. in 'ooo'	2020 Rs. in 'ooo'	Difference %age
Property, plant and equipment	12,500,913	10,449,980	20%
Stores and spares	522,564	502,275	4%
Stock-in-trade	1,354,545	1,241,999	9%
Trade debts	533,462	143,049	273%
Other assets	2,247,096	2,796,651	-20%
Total Assets	17,158,580	15,133,954	
Shareholders' equity	9,157,420	7,670,082	19%
Long term finances - secured	2,725,666	2,360,583	15%
Trade and other payables	717,872	958,721	-25%
Short term running finance	2,466,100	2,419,737	2%
Other liabilities	2,091,522	1,724,831	21%
Total Equity and Liabilities	17,158,580	15,133,954	



04

CURRENT STATUS

(Operational & Financial Highlights)
Three Months ended December 31, 2021

Operational Highlights

(Three Months Ended December 31, 2021)

- **Season Started:** November 15, 2021
- **Season Ended:** Continued till date
- **Cane Crushed:** 1,463,558 MT (Feb 20, 2021)
- **Sugar Produced:** 146,906 MT (10.04%)
- **Ethanol produced:** 8,187 MT (1st Quarter)

Financial Highlights (Dec 2021 vs. Dec 2020)

	Dec 31, 2021 Rs. in 'ooo'	Dec 31, 2020 Rs. in 'ooo'	Difference (%age)
Sales - net	2,761,021	2,467,187	12%
Gross profit	431,396	457,333	-6%
Operating profit	143,485	192,023	-25%
Profit before taxation	19,526	73,185	-73%
Profit after taxation	39,608	44,482	-11%
Earnings per share - basic and diluted (Rs.)	1.38	1.55	



05

FUTURE OUTLOOK

FUTURE OUTLOOK

- **Sugar Mills:**

We are foreseeing excess crop this year, therefore, we expect prices to remain suppressed during the year.

- **Storage Silos:**

Two facilities having aggregate storage capacity of 20,000 MT were built for PFD for under Concession Agreements for storage of Wheat. COD of both sites have been completed, however, PFD failed to fulfill its part of the Concession Agreements.

- **Flour Mills:**

Civil works for Flour Mills having capacity of 285 TPD is in progress and we are expect production to start in 2nd Quarter of 2023.



Q&A Session



THANK YOU!